


























MIG TORCHES & PARTS

(Kemppi® Compatible)



CONTACT TIPS	PART NO	TORCH	TIP HOLDERS	PART NO	TORCH
 <div style="border: 1px solid black; padding: 2px; display: inline-block; font-weight: bold;">01</div>	1 CT-K6-0.6	M6X31 D0.6 (E-Cu)	 <div style="border: 1px solid black; padding: 2px; display: inline-block; font-weight: bold;">11</div>  <div style="border: 1px solid black; padding: 2px; display: inline-block; font-weight: bold;">12</div>  <div style="border: 1px solid black; padding: 2px; display: inline-block; font-weight: bold;">13</div>  <div style="border: 1px solid black; padding: 2px; display: inline-block; font-weight: bold;">14</div>	11 TH-K-25	25
	CT-K6-0.8	M6X31 D0.8 (E-Cu)		12 TH-K-38	38
 <div style="border: 1px solid black; padding: 2px; display: inline-block; font-weight: bold;">02</div>	CT-K6-1.0	M6X31 D1.0 (E-Cu)		13 TH-K-42	42
	CT-K6-1.2	M6X31 D1.2 (E-Cu)		14 TH-K-38	38
	2 CT-K8-0.8Z	M8X32.5 D0.8 (CuCrZr)			
	CT-K8-1.0Z	M8X32.5 D1.0 (CuCrZr)			
	CT-K8-1.2Z	M8X32.5 D1.2 (CuCrZr)			
	CT-K8-1.2Z-AL	M8X32.5 D1.2 AL (CuCrZr)			
CT-K8-1.4Z	M8X32.5 D1.4 (CuCrZr)				
CT-K8-1.6Z	M8X32.5 D1.6 (CuCrZr)				

GAS NOZZLE	PART NO	TORCH	GAS NOZZLE	PART NO	TORCH
 <div style="border: 1px solid black; padding: 2px; display: inline-block; font-weight: bold;">21</div>  <div style="border: 1px solid black; padding: 2px; display: inline-block; font-weight: bold;">22</div>  <div style="border: 1px solid black; padding: 2px; display: inline-block; font-weight: bold;">23</div>  <div style="border: 1px solid black; padding: 2px; display: inline-block; font-weight: bold;">24</div>  <div style="border: 1px solid black; padding: 2px; display: inline-block; font-weight: bold;">25</div>  <div style="border: 1px solid black; padding: 2px; display: inline-block; font-weight: bold;">26</div>  <div style="border: 1px solid black; padding: 2px; display: inline-block; font-weight: bold;">27</div>	21 GN-K-25	250	 <div style="border: 1px solid black; padding: 2px; display: inline-block; font-weight: bold;">31</div>  <div style="border: 1px solid black; padding: 2px; display: inline-block; font-weight: bold;">32</div>  <div style="border: 1px solid black; padding: 2px; display: inline-block; font-weight: bold;">33</div>  <div style="border: 1px solid black; padding: 2px; display: inline-block; font-weight: bold;">34</div>  <div style="border: 1px solid black; padding: 2px; display: inline-block; font-weight: bold;">35</div>	31 GN-K-42-16	MT-42x16mm
	22 GN-K-38	38		32 GN-K-42-13	MT-42x13mm
	23 GN-K-42	42		33 GN-K-52	PMT-52W/MMT-52W,18mm
	24 GN-K-27C	PMT-27/MMT-32,(76x12)		34 GN-K-52L	PMT-52W/MMT-52W,18mm
	25 GN-K-27	PMT-27/MMT-32,(70x14)		35 GN-K-52C	PMT-52W/MMT-52W,14mm
	26 GN-K-27L	PMT-27/MMT-32,(76x14)			
	27 GN-K-27XL	PMT-27/MMT-32,(79x14)			

SWAN NECK	PART NO	TORCH	INSULATOR	PART NO	TORCH
 <div style="border: 1px solid black; padding: 2px; display: inline-block; font-weight: bold;">41</div>  <div style="border: 1px solid black; padding: 2px; display: inline-block; font-weight: bold;">44</div>	41 SN-K-25	25 K	 <div style="border: 1px solid black; padding: 2px; display: inline-block; font-weight: bold;">51</div>  <div style="border: 1px solid black; padding: 2px; display: inline-block; font-weight: bold;">52</div>  <div style="border: 1px solid black; padding: 2px; display: inline-block; font-weight: bold;">53</div>  <div style="border: 1px solid black; padding: 2px; display: inline-block; font-weight: bold;">54</div>  <div style="border: 1px solid black; padding: 2px; display: inline-block; font-weight: bold;">55</div>	51 IN-K-25	250
	42 IR-K-25	Insulating Ring		52 IN-K-38	38
	43 LS-K-25	Locking Ring		53 IN-K-52	PMT-52W/MMT-52W
	44 SN-K-38	38K		54 BN-KI-25	25
		55 GD-K-42		MMT42	

LINERS	PART NO	TORCH
 <div style="border: 1px solid black; padding: 2px; display: inline-block; font-weight: bold;">61</div>	INSULATED STEEL TYPE	
	61 LI-38K-4	2.1x_x4.5 M Long
	62 LI-38K-6	2.1x_x6.1 M Long
	TEFLON TYPE	
	65 LI-T-KI-8.1x3	1.5x4.5x3.5M (Blk)
	66 LI-T-KI-8.3x3	2.5x4.5x3.5M (Grey)
	67 LI-T-KI-9.1x3	1.5x4.2x3.5M (Blue)
	68 LI-T-KI-9.2x3	2.2x4.2x3.5M (Red)
	69 LI-T-KI-9.3x3	3.0x4.5x3.5M (Ylw)

Parts & Torches offered by Truweld Welding Industries are not genuine parts & Are only compatible parts.
Reference to Brand, Torch & Part No is only for convenience.

AUTHORISED DISTRIBUTOR

Product of:
**TRUWELD
WELDING
INDUSTRIES**